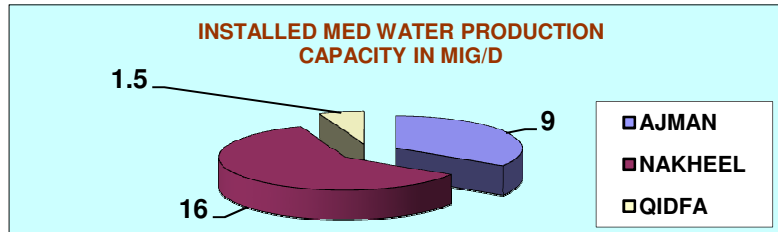


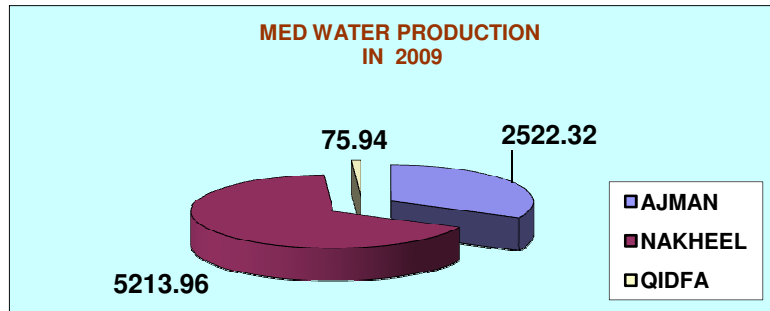
A - Installed Capacity of FEWA MED Plants in MIG/D for 2009

MED Plants	INSTALLED CAPACITY IN MIG/D
AJMAN	9
NAKHEEL	16
QIDFA	1.5



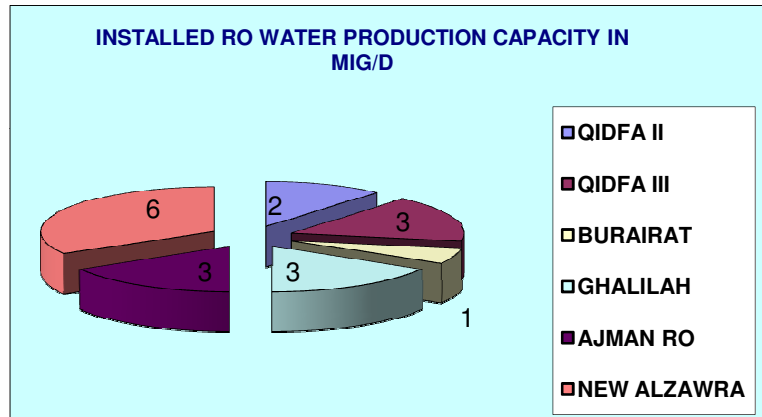
Total Water production of FEWA MED Plants in MIG for 2009

MED Plants	Total Water Produced in 2009 (MIG)
AJMAN	2522.32
NAKHEEL	5213.96
QIDFA	75.94
TOTAL	7812.22



B - Installed Capacity of FEWA RO Plants in MIG/D for 2009

RO Plants	INSTALLED CAPACITY IN MIG/D
QIDFA II	2
QIDFA III	3
BURAIRAT	1
GHALILAH	3
AJMAN RO	3
NEW ALZAWRA	6



Total Water Production of FEWA RO Plants in MIG for 2009.

RO Plants	Water Produced in 2009 (MIG)
QIDFA II	444.02
QIDFA III	498.66
BURAIRAT	440.01
GHALILAH	782.06
AJMAN RO	1035.88
NEW ALZAWRA	1615.20
TOTAL	4815.83

