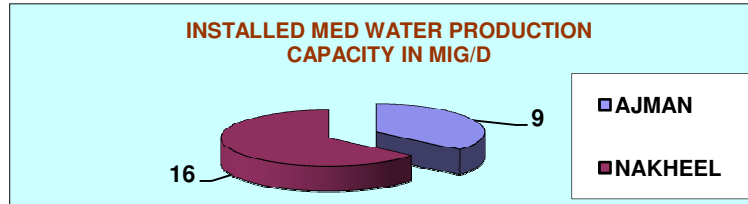


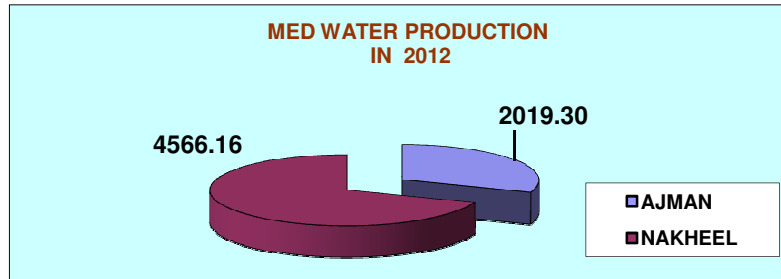
## A - Installed Capacity of FEWA MED Plants in MIG/D for 2012

MED Plants	INSTALLED CAPACITY IN MIG/D
AJMAN	9
NAKHEEL	16



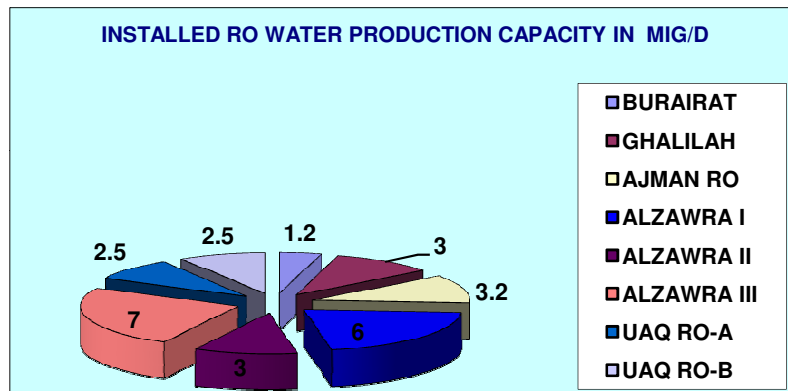
## Total Water production of FEWA MED Plants in MIG for 2012

MED Plants	Total Water Produced in 2012 (MIG)
AJMAN	2019.30
NAKHEEL	4566.16
<b>TOTAL</b>	<b>6585.46</b>



## B - Installed Capacity of FEWA RO Plants in MIG/D for 2012

RO Plants	INSTALLED CAPACITY IN MIG/D
BURAIRAT	1.2
GHALILAH	3
AJMAN RO	3.2
ALZAWRA I	6
ALZAWRA II	3
ALZAWRA III	7
UAQ RO-A	2.5
UAQ RO-B	2.5



## Total Water Production of FEWA RO Plants in MIG for 2012

RO Plants	Water Produced in 2012 (MIG)
BURAIRAT	467.47
GHALILAH	1060.97
AJMAN RO	1075.70
AL ZAWRA I	2005.59
AL ZAWRA II	498.69
AL ZAWRA III	285.34
UAQ RO-A	744.06
UAQ RO-B	822.06
<b>TOTAL</b>	<b>6959.88</b>

