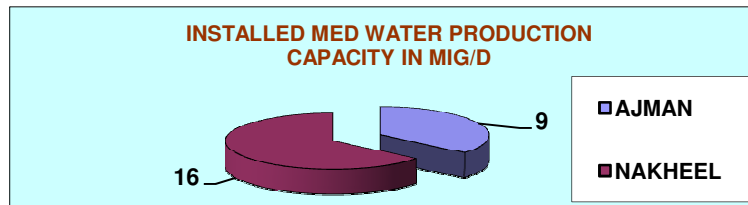


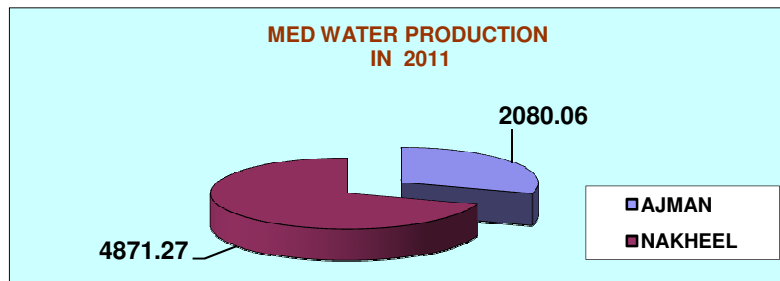
A - Installed Capacity of FEWA MED Plants in MIG/D for 2011

MED Plants	INSTALLED CAPACITY IN MIG/D
AJMAN	9
NAKHEEL	16



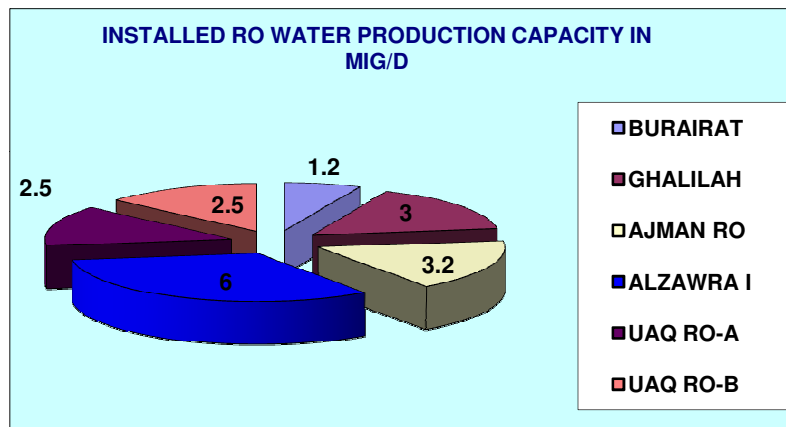
Total Water production of FEWA MED Plants in MIG for 2011

MED Plants	Total Water Produced in 2011 (MIG)
AJMAN	2080.06
NAKHEEL	4871.27
TOTAL	6951.33



B - Installed Capacity of FEWA RO Plants in MIG/D for 2011

RO Plants	INSTALLED CAPACITY IN MIG/D
BURAIRAT	1.2
GHALILAH	3
AJMAN RO	3.2
ALZAWRA I	6
UAQ RO-A	2.5
UAQ RO-B	2.5



Total Water Production of FEWA RO Plants in MIG for 2011

RO Plants	Water Produced in 2011 (MIG)
BURAIRAT	434.08
GHALILAH	1035.37
AJMAN RO	1110.92
AL ZAWRA I	2057.45
UAQ RO-A	639.74
UAQ RO-B	872.27
TOTAL	6149.83

