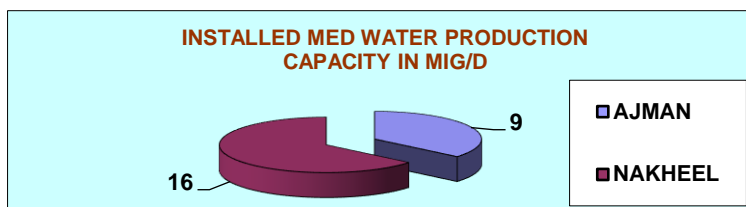


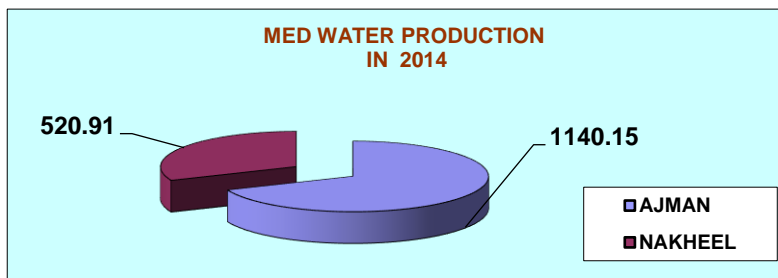
A - Installed Capacity of FEWA MED Plants in MIG/D for 2014

MED Plants	INSTALLED CAPACITY IN MIG/D
AJMAN	9
NAKHEEL	16



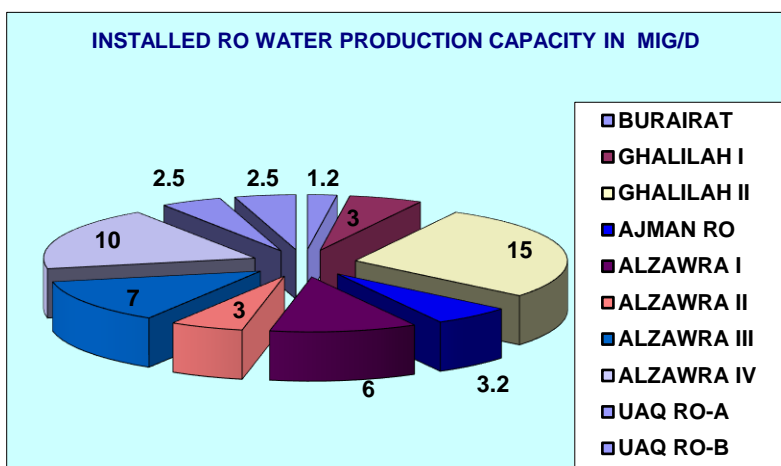
Total Water production of FEWA MED Plants in MIG for 2014

MED Plants	Total Water Produced (MIG)
AJMAN	1140.15
NAKHEEL	520.91
TOTAL	1661.06



B - Installed Capacity of FEWA RO Plants in MIG/D for 2014

RO Plants	INSTALLED CAPACITY IN MIG/D
BURAIRAT	1.2
GHALILAH I	3
GHALILAH II	15
AJMAN RO	3.2
ALZAWRA I	6
ALZAWRA II	3
ALZAWRA III	7
ALZAWRA IV	10
UAQ RO-A	2.5
UAQ RO-B	2.5



Total Water Production of FEWA RO Plants in MIG for 2014

RO Plants	Water Produced (MIG)
BURAIRAT	433.97
GHALILAH I	1021.78
GHALILAH II	156.76
AJMAN RO	1064.74
AL ZAWRA I	1766.10
AL ZAWRA II	984.57
AL ZAWRA III	2533.80
AL ZAWRA IV	156.92
UAQ RO-A	870.34
UAQ RO-B	870.24
TOTAL	9859.22

